

Student Disability Services



ANNUAL REPORT 2017-2018



Email: studentdisability@wayne.edu
Website: studentdisability.wayne.edu

Tel: [313-577-1851]
Fax: [313-577-4898]

TABLE OF CONTENTS

Message from Director

Year At-A-Glance

- Total Number of Students Registered

- Number of New Students Registered

- Number of Accommodation Letters Issued

- GPA's

- Testing

- Most Common Disability Categories Registered

Student Demographics & Other Student Information

- Class Standing

- School/College/Major

- Referral Sources

Core Services

- Testing

- Alternate Media

Student Feedback

- Student Survey Responses

- Student Testimonials

SDS Staff:

Randie Kruman, Director

Cherise M. Frost, Disability Specialist

Kelly Loftis Dormer, Disability Specialist

Kristen Swan, Disability Specialist

Kristin London, Accommodation Support Specialist

Kathleen Anderson, Testing Coordinator

Evelyn Wolff, Assistive Technician

Denise Rogers, Testing Technician

MESSAGE FROM DIRECTOR

Thank you for taking the time to review our annual report and learn how Student Disability Services (SDS) is realizing its vision of WSU as an accessible university for all students. SDS serves and supports students with disabilities, working to create a campus community in which students have equal access to all campus activities, services, and programs.

We are a busy office, having experienced significant growth over the past several years. "Spreading the word" about SDS at various outreach events to ensure that students with disabilities feel supported in their academic endeavors has resulted in our growth, and that is very exciting for us. You will see us at program resource fairs, department events, and university activities throughout the school year.

Otherwise, you can find us in the David Adamany Undergraduate Library on the first floor in our daily work space. Our first job priority is to provide access for students with disabilities. We work diligently to provide fair and equitable accommodations and resources to students according to their individual needs.

We are also proud of the working relationships we have established with our academic staff colleagues and professors. We value these partnerships and will continue to promote the idea that accessibility is a shared practice.

Welcome to WSU Student Disability Services.

Randie Kruman

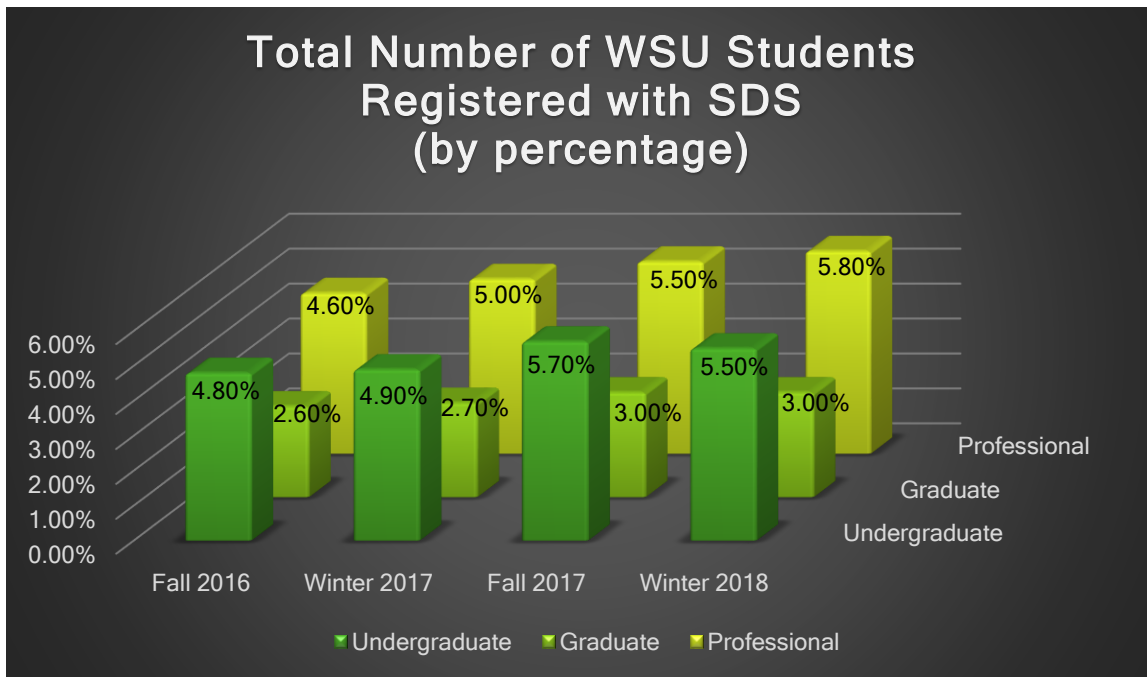
Director, Student Disability Services

YEAR AT-A-GLANCE

WSU SDS calculates our yearly data on a May 1st-April 30th calendar year. For example, 2017-2018 would be considered May 1, 2017 through April 30, 2018.

Total Number of WSU Students Registered with SDS

2016-2017:		2017-2018:	
Fall 2016	Undergraduate - 4.8%	Fall 2017	Undergraduate - 5.7%
	Graduate - 2.6%		Graduate - 3.0%
	Professional - 4.6%		Professional - 5.5%
Winter 2017	Undergraduate - 4.9%	Winter 2018	Undergraduate - 5.5%
	Graduate - 2.7%		Graduate - 3.0%
	Professional - 5.0%		Professional - 5.8%
Total:	4.4%	Total:	4.9%

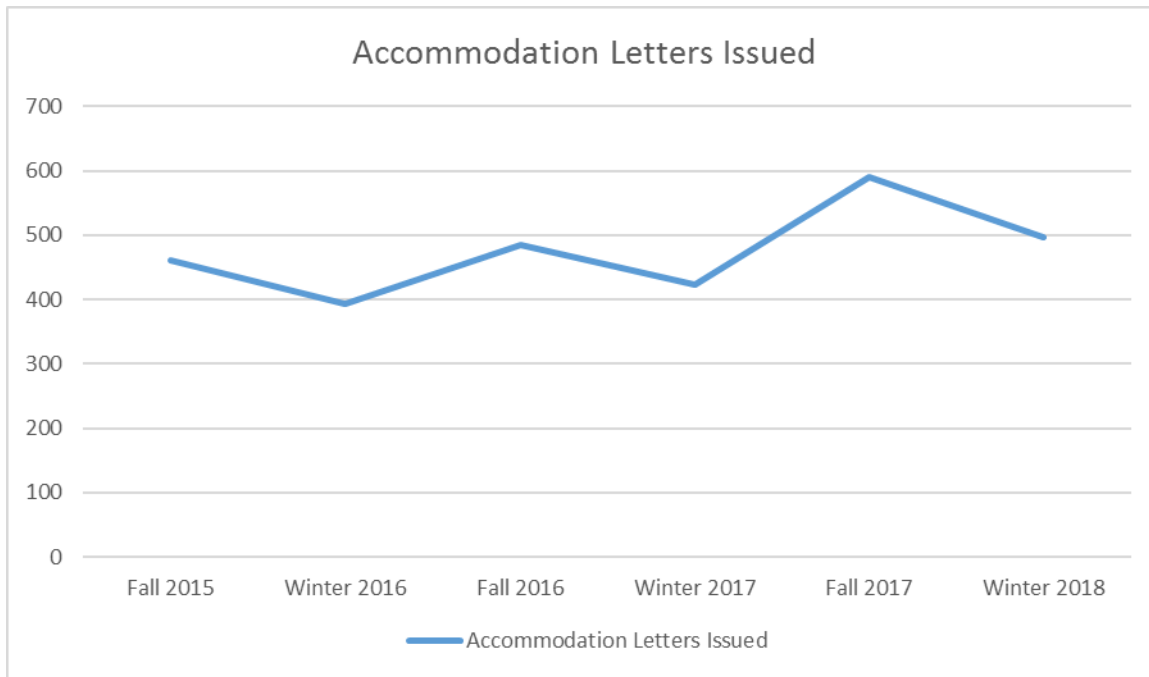


Number of New Students Registered with SDS

2016-2017: 390 2017-2018: 431 (Increase of 10.5% for one year)

Number of Accommodation Letters Issued (by semester)

2015-2016:		2016-2017:		2017-2018:	
Fall 2015	460	Fall 2016	484	Fall 2017	590
Winter 2016	393	Winter 2017	422	Winter 2018	497



SDS has increased the number of accommodation letters issued in the fall semester by 28.3% percent in just two years.

Semester GPA of SDS students

Fall 2017 3.0 or higher - 52%
4.0 or higher - 9%
One or more withdrawal or D/F grade - 22%

Winter 2018 3.0 or higher - 53%
4.0 or higher - 8%
One or more withdrawal or D/F grade - 26%

Testing

Fall 2017

Number of exams scheduled: 1582

Number of exams administered: 1516

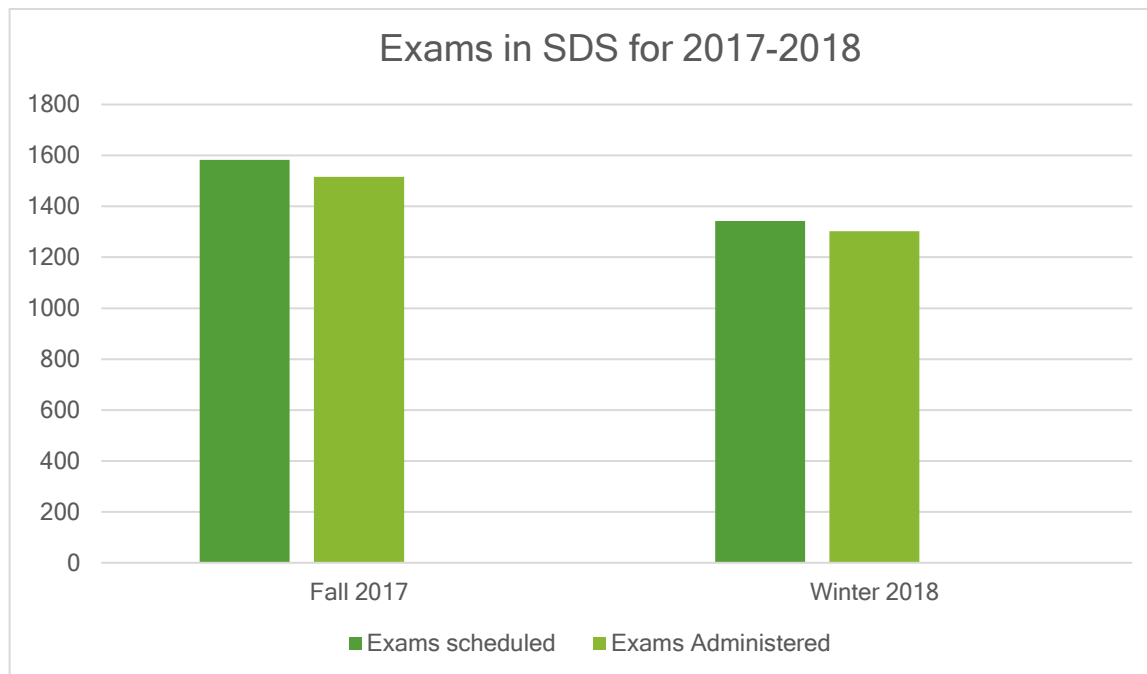
96% show rate for students scheduling exams with accommodations in SDS.

Winter 2018

Number of exams scheduled: 1343

Number of exams administered: 1302

97% show rate for students schedule exams with accommodations in SDS.



Most Common Disability Diagnoses of SDS Registered Students

1. Anxiety 35.14%
2. ADHD 31.31%
3. Depression 22.3%
4. Other** 14.79%
5. Learning Disability- Reading 8.71%
6. Bipolar Disorder 6.53%
7. Post-Traumatic Stress Disorder 6.23%
8. Learning Disability- Other 5.71%
9. Migraine 4.05%
10. Back Injury 4.05%

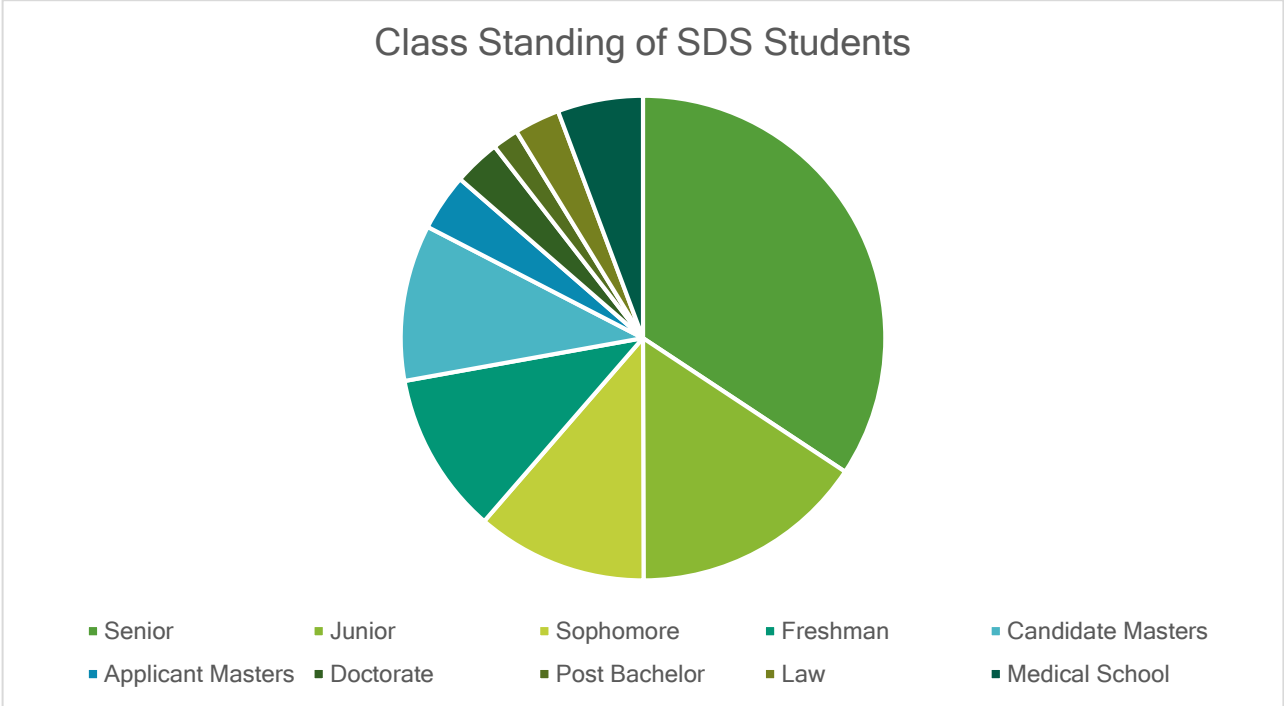
**Other is a category used most often by less common health conditions such as chronic headaches, pain syndrome, etc..

Many of these conditions are co-occurring for students registered with SDS.

STUDENT DEMOGRAPHICS

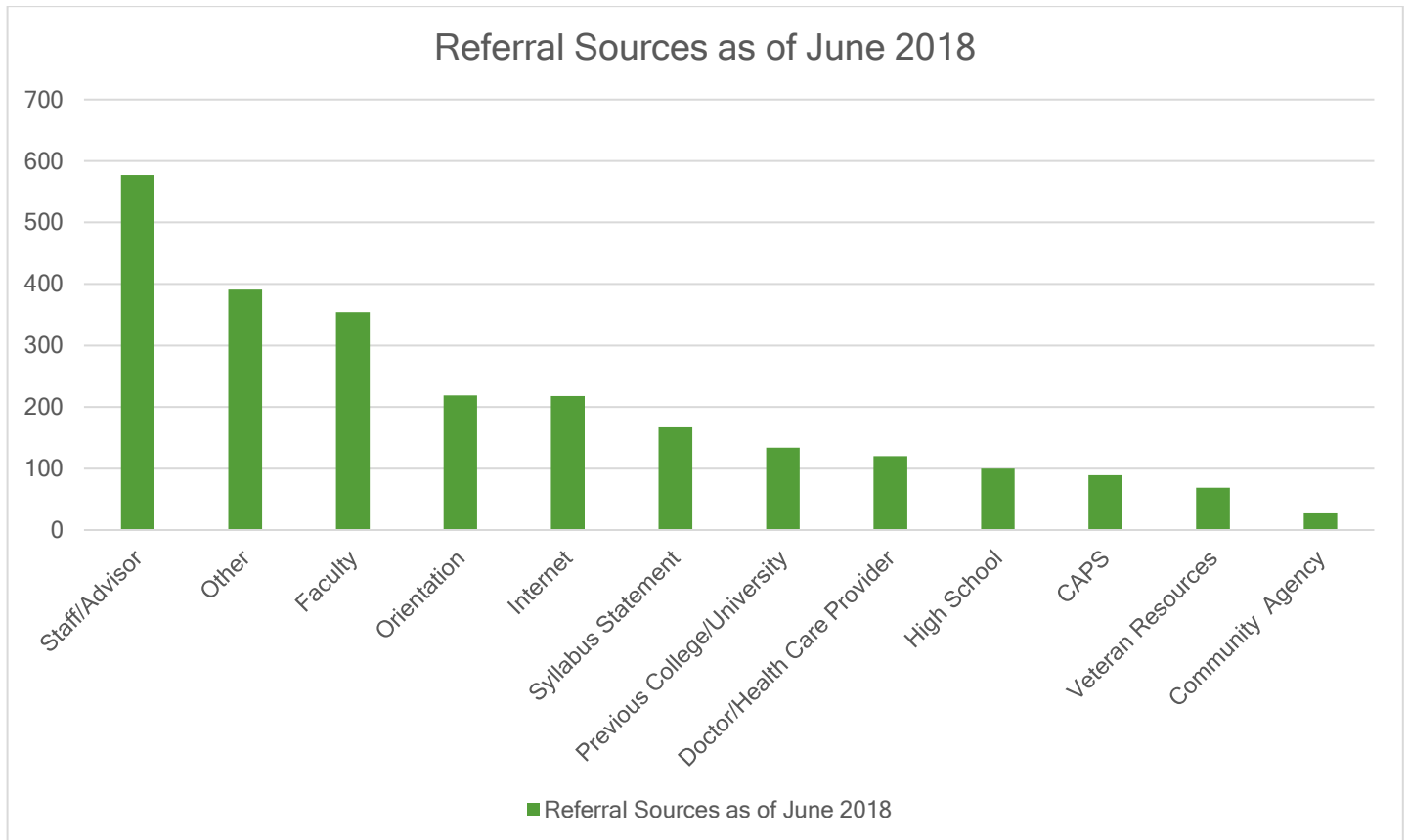
Class Standing

- Senior: 451
- Junior: 206
- Sophomore: 150
- Freshman: 142
- Candidate Masters: 137
- Applicant Masters: 50
- Doctorate: 41
- Post Bachelor: 23
- Law: 40
- Medical School: 75
- Pharm D: 5
- Specialist: 3
- Post Masters: 1
- Graduate Certificate: 8



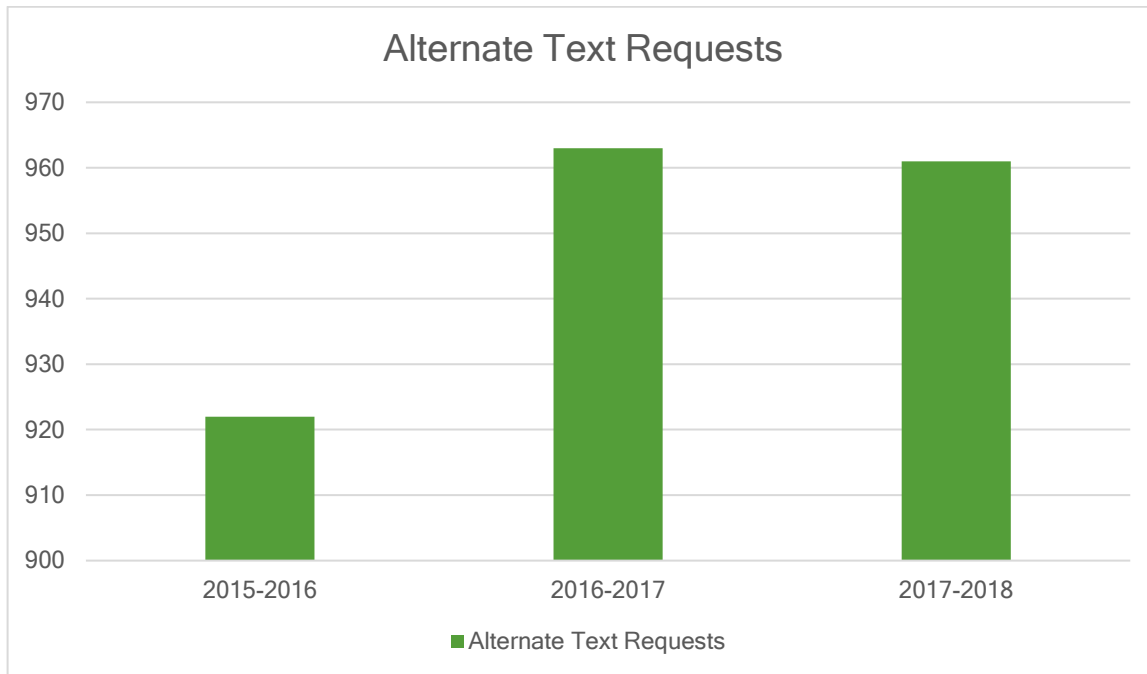
Referral sources (as reported by students at initial appointment)

- Staff/Advisor 577
 - Most common departments referring per student report: Law, Medicine, University Advising Center, Social Work, Psychology, and Math.
- Other 391
 - Orientation was not an original choice on the self-selection menu so many “others” are noted as being from orientation. ‘Parents’ was the second highest referral source written in for other.
- Faculty 354
- Orientation 219
- Internet 218
- Syllabus Statement 167
- Previous College or University 134
- Doctor/Health Care Provider 120
- High School 100
- CAPS 89
- Veteran Resources 69
- Community Agency 27



Alternate Text Requests

SDS offers students access to the text to speech software, Kurzweil, as an accommodation to support challenges most commonly with reading comprehension and speed. SDS obtains electronic copies of student textbooks to be utilized with Kurzweil or the screen reading software of the student's choice. SDS fulfilled 961 requests for accessible format text during the 2017-2018 academic year.



Student Survey Responses

Winter 2018: 58 students responded to our end of the semester survey.

The most common limitations noted by students were difficulty with focus and concentration, as well as anxiety.

The majority of respondents reported that extended testing time and a distraction-reduced environment eliminated academic barriers for them.

84% of respondents agreed that they feel they can communicate their disability and academic needs effectively to professors.

The majority of respondents viewed SDS as an effective support.

79% of respondents answered that they live off campus.

Student Testimonials

“You guys are my favorite disability services I’ve ever had and this is my third college. I’ve never received as many supports anywhere and the staff is friendlier than anywhere else. I feel welcome here and know I can come in and ask anything and receive support. You also respond to me so quickly! Wayne State is the best!” - N.K., sophomore.

“My accommodations have helped me to do better in my classes and SDS helps my teachers to understand my needs. I can always count on SDS to help me when I need it.” - K.Y., junior.

“I graduated this summer and I'm not sure how I would've done if I didn't have access to SDS. Thanks again for all the support!” - A.F., senior.

“My accommodations have made me feel confident about school work. They really help me greatly. I love coming to take my exams at SDS, I feel comfortable there and it reduces my anxiety”. - L.Y., sophomore.

